



### District Report Card: 2017


<b>State:</b> Andhra Pradesh	<b>District:</b> Prakasam
<b>Class:</b> 3	<b>Subject:</b> Mathematics
<b>Schools:</b> 61	<b>Students:</b> 932


### Participation/Coverage


#### Students

<div>GENDER</div> <div></div>	Boys		Girls	
	Number	%	Number	%
	420	45.06	512	54.94

<div>AREA</div> <div></div>	Rural		Urban	
	Number	%	Number	%
	807	86.59	125	13.41

<div>CATEGORY</div> <div></div>	SC		ST		OBC		GEN	
	Number	%	Number	%	Number	%	Number	%
	325	34.87	73	7.83	429	46.03	105	11.27

<div>CWSN</div> <div></div>	LD	VI	HI	S&LD	ID	Oth
	0	1	2	5	3	44

<div>Management</div> <div></div>	Government		Government-aided	
	Number	%	Number	%
	801	85.94	131	14.06

### Average Performance of Students in Mathematics (%)

Overall	Gender		Area		Management		Social Group			
	Male	Female	Rural	Urban	Govt.	Aided	SC	ST	OBC	GEN
<b>77.17</b>	<b>76.52</b>	<b>77.71</b>	<b>77.90</b>	<b>72.48</b>	<b>78.04</b>	<b>71.86</b>	<b>75.79</b>	<b>74.43</b>	<b>78.34</b>	<b>78.60</b>

## Performance on Learning Outcomes (LOs)

Learning Outcomes	Description	Average Performance(%)
M301	Reads and writes numbers up to 999 using place value	74.79
M302	Compares numbers up to 999 based on their place values	90.45
M303	Solves simple daily life problems using addition and subtraction of three digit numbers with and without regrouping	77.70
M304	Constructs and uses the multiplication facts (up till 10) in daily life situations	76.72
M305	Analyses and applies an appropriate number operation in the situation/ context	75.00
M306	Explains the meaning of division facts by equal grouping/sharing and finds it by repeated subtraction	83.91
M309	Identifies and makes 2D-shapes by paper folding, paper cutting on the dot grid, using straight lines etc.	89.80
M311	Fills a given region leaving no gaps using a tile of a given shape	11.02
M312	Estimates and measures length and distance using standard units like centimeters or meters & identifies relationships	50.87
M317	Reads the time correctly to the hour using a clock/watch	80.58
M318	Extends patterns in simple shapes and numbers	77.16
M319	Records data using tally marks, represents pictorially and draws conclusions	85.62

Range of Performance of Students who Answered Correctly							
Below 30%		30% - 50%		50% - 75%		Above 75%	
Number	%	Number	%	Number	%	Number	%
22	2.36	64	6.87	281	30.15	565	60.62

### Lowest Performing Learning Outcomes (LOs)

- 1 - Fills a given region leaving no gaps using a tile of a given shape (11.02)
- 2 - Estimates and measures length and distance using standard units like centimeters or meters & identifies relationships (50.87)
- 3 - Reads and writes numbers up to 999 using place value (74.79)
- 4 - Analyses and applies an appropriate number operation in the situation/ context (75.00)
- 5 - Constructs and uses the multiplication facts (up till 10) in daily life situations (76.72)